




STATE OF ALABAMA
DEPARTMENT OF EDUCATION



Eric G. Mackey, Ed.D.
State Superintendent of Education

Alabama
State Board
of Education

July 30, 2021

Governor Kay Ivey
President

Dr. Lewis Brooks, Superintendent
Shelby County Board of Education
P. O. Box 1910
Columbiana, AL 35051

Jackie Zeigler
District I

Dear Dr. Brooks:

Tracie West
District II

RE: FY 2021 Budget Amendment

Stephanie Bell
District III

Enclosed is your approved FY 2021 Systemwide Budget Amendment 2.

Yvette M. Richardson, Ed.D.
District IV
Vice President

We appreciate the diligence and hard work required to develop this budget amendment. We intend to continue to provide you and your staff with guidance and assistance as we work together to meet the reporting requirements as outlined in the foundation and accountability laws.

Tonya S. Chestnut, Ed.D.
District V

Copies should be provided to your staff members who have responsibility in managing the budget and programs. If you have any questions, please call your accountant at (334) 694-4617.

Cynthia McCarty, Ph.D.
District VI

Sincerely,

Belinda McRae
District VII


Andy Craig
Deputy State Superintendent
Administrative and Financial Services

Wayne Reynolds, Ed.D.
District VIII
President Pro Tem

AC/BK/LJ

Eric G. Mackey, Ed.D.
Secretary and
Executive Officer

Enclosure
cc: Chief School Financial Officer



SHELBY COUNTY BOARD OF EDUCATION

ANNUAL BUDGET

FOR FISCAL YEAR OCTOBER 1, 2020 - SEPTEMBER 30, 2021

This budget was approved by action of the Shelby County Board of Education
on June 10, 2021 Autrey S. Miller Chairman, Board of Education
Month Day Year Chairman's signature

I certify that the information in this budget is correct to my best knowledge and belief, that expenditures will be in accordance with state and federal laws and regulations and approved program applications and plans, and the length of the school term shall not be less than 180 full instructional days or the hourly equivalent thereof.

Subscribed and sworn to before me this the
7 day of June, 2021
Patricia Lynn Hudson Notary Public

6/7/2021 Date [Signature] Superintendent

Reason for Amendment: (Be specific)
The Budget was amended to add new State grants such as the Alabama Reading Initiative Intervention Grant, Alabama Reading Intervention Summer Grant, Early Childhood Classroom Assessment Grant, School Safety Security Climate Grant, and Child Nutrition Program summer feeding funding. Final adjustments to expenditures were made to Career Tech O&M, State ESL Grant, State Gifted Grant, HIPPY Grant, State At Risk Grant, OSR Grants, Advancement and Technology Grant, Catastrophic Grant, Title I, IDEA, Perkins Grant, Title I Part D, Title II, Title III, and Title IV.


John Gwin
Contact Person (205)682-7032
Phone Number

APPROVED
Eric A. Mackey
State Superintendent of Education

STATE OF ALABAMA
DEPARTMENT OF EDUCATION
LEA Budget System
Combined Budget for Revenues, Expenditures, and Changes in Fund Balances
Governmental and Expendable Trust Funds
Fiscal Year 2021, Fiscal Period 09

059 - Shelby County Schools

	GOVERNMENTAL			FIDUCIARY		Total
	General	Special Revenue	Debt Service	Capital Projects	Expendable Trust	
Revenues						
State Sources	\$132,526,945.35	\$0.00	\$4,410,190.76	\$24,751,962.24	\$0.00	\$161,689,098.35
Federal Sources	\$152,900.00	\$20,675,199.89	\$0.00	\$0.00	\$0.00	\$20,828,099.89
Local Sources	\$66,920,949.81	\$11,266,768.53	\$13,542,534.81	\$0.00	\$4,930,419.21	\$96,660,672.36
Other Sources	\$240,838.40	\$420,027.93	\$0.00	\$0.00	\$0.00	\$660,866.33
Total Revenues:	\$199,841,633.56	\$32,361,996.35	\$17,952,725.57	\$24,751,962.24	\$4,930,419.21	\$279,838,736.93
Expenditures						
Instructional Services	\$116,003,103.91	\$15,209,898.34	\$0.00	\$0.00	\$1,610,981.70	\$132,823,983.95
Instructional Support Services	\$35,184,765.67	\$4,725,325.30	\$0.00	\$0.00	\$906,146.00	\$40,816,236.97
Operation & Maintenance Services	\$21,310,700.17	\$2,110,627.19	\$0.00	\$48,440.00	\$188,528.07	\$23,658,295.43
Auxiliary Services	\$16,111,029.40	\$12,200,672.83	\$0.00	\$830,893.50	\$24,191.39	\$29,166,787.12
General Administrative Services	\$4,727,412.27	\$308,616.21	\$0.00	\$0.00	\$0.00	\$5,036,028.48
Capital Outlay	\$2,444,219.10	\$379,263.00	\$0.00	\$40,993,768.34	\$0.00	\$43,817,250.44
Debt Service	\$0.00	\$43,242.21	\$17,976,875.57	\$0.00	\$3,848.80	\$18,023,966.58
Other Expenditures	\$4,186,828.63	\$1,649,939.37	\$0.00	\$0.00	\$1,178,393.69	\$7,015,161.69
Total Expenditures:	\$199,968,059.15	\$36,627,584.45	\$17,976,875.57	\$41,873,101.84	\$3,912,089.65	\$300,357,710.66
Other Fund Sources (Uses)						
Other Fund Sources:	\$3,878,668.34	\$7,253,725.20	\$0.00	\$17,243,602.89	\$99,741.81	\$28,475,738.24
Other Fund Uses:	\$6,202,052.78	\$2,829,977.90	\$0.00	\$0.00	\$908,720.82	\$9,940,751.50
Total Other Fund Sources (Uses):	(\$2,323,384.44)	\$4,423,747.30	\$0.00	\$17,243,602.89	(\$808,979.01)	\$18,534,986.74
Excess Revenues and Other Sources Over (Under) Expenditures and Other Fund Uses:	(\$2,449,810.03)	\$158,159.20	(\$24,150.00)	\$122,463.29	\$209,350.55	(\$1,983,986.99)
Beginning Fund Balance - October 1:	\$30,882,538.11	\$8,149,248.18	\$3,957,618.36	\$1,058,725.32	\$2,080,739.07	\$46,128,869.04
Ending Fund Balance - September 30:	\$28,432,728.08	\$8,307,407.38	\$3,933,468.36	\$1,181,188.61	\$2,290,089.62	\$44,144,882.05



Shelby County Board of Education
 COMBINED BUDGET OF REVENUES, EXPENDITURES, AND CHANGES IN FUND BALANCES
 GOVERNMENTAL AND EXPENDABLE TRUST FUNDS
 FISCAL YEAR ENDED SEPTEMBER 30, 2021

EXHIBIT B-I-A

FUND TYPES DESCRIPTION	GOVERNMENTAL				FIDUCIARY	TOTAL (Memo Only)
	GENERAL	SPECIAL REVENUE	DEBT SERVICE	CAPITAL PROJECTS	EXPENDABLE TRUST	
REVENUES						
STATE REVENUES	132,526,945.35	0.00	4,410,190.76	24,751,962.24	0.00	161,689,098.35
FEDERAL REVENUES	152,900.00	20,675,199.89	0.00	0.00	0.00	20,828,099.89
LOCAL REVENUES	66,920,949.81	11,266,768.53	13,542,534.81	0.00	4,930,406.50	96,660,659.65
OTHER REVENUES	240,838.40	420,027.93	0.00	0.00	0.00	660,866.33
TOTAL REVENUES	199,841,633.56	32,361,996.35	17,952,725.57	24,751,962.24	4,930,406.50	279,838,724.22
EXPENDITURES:						
INSTRUCTIONAL SERVICES	116,003,103.91	15,209,898.34	0.00	0.00	1,610,981.70	132,823,983.95
INSTRUCTIONAL SUPPORT SERVICES	35,184,765.67	4,725,325.30	0.00	0.00	906,146.00	40,816,236.97
OPERATIONS & MAINTENANCE	21,310,700.17	2,110,627.19	0.00	48,440.00	188,528.07	23,658,295.43
AUXILIARY SERVICES	16,111,029.40	12,200,672.83	0.00	830,893.50	24,191.39	29,166,787.12
GENERAL ADMINISTRATIVE SERVICES	4,727,412.27	308,616.21	0.00	0.00	0.00	5,036,028.48
CAPITAL OUTLAY	2,444,219.10	379,263.00	0.00	40,993,768.34	0.00	43,817,250.44
DEBT SERVICES	0.00	43,242.21	17,976,875.57	0.00	3,848.80	18,023,966.58
OTHER EXPENDITURES	4,186,828.63	1,649,939.37	0.00	0.00	1,178,393.69	7,015,161.69
TOTAL EXPENDITURES	199,968,059.15	36,627,584.45	17,976,875.57	41,873,101.84	3,912,089.65	300,357,710.66
OTHER FUND SOURCES (USES):						
OTHER FUND SOURCES	3,878,668.34	7,253,725.20	0.00	17,243,602.89	99,741.81	28,475,738.24
OTHER FUND USES	6,202,052.78	2,829,977.90	0.00	0.00	908,003.08	9,940,033.76
TOTAL OTHER FUND SOURCES (USES)	(2,323,384.44)	4,423,747.30	0.00	17,243,602.89	(808,261.27)	18,535,704.48
EXCESS REVENUES & OTHER SOURCES OVER (UNDER) EXPENDITURES & OTHER FUND USES	(2,449,810.03)	158,159.20	(24,150.00)	122,463.29	210,055.58	(1,983,281.96)
BEGINNING FUND BALANCE - OCT 1	30,882,538.11	8,149,248.18	3,957,618.36	1,058,725.32	2,069,334.04	46,117,464.01
ENDING FUND BALANCE - SEP 30	28,432,728.08	8,307,407.38	3,933,468.36	1,181,188.61	2,279,389.62	44,134,182.05

Shelby County Board of Education
 COMBINED BUDGET OF REVENUES, EXPENSES, AND CHANGES IN RETAINED EARNINGS/FUND BALANCES
 ALL PROPRIETARY FUND TYPES AND NON EXPENDABLE TRUST FUNDS
 FOR THE FISCAL YEAR ENDED SEPTEMBER 30, 2021

FUND TYPE DESCRIPTION	PROPRIETARY		FIDUCIARY	EXHIBIT B-II-A TOTAL
	ENTERPRISE	INTERNAL SERVICE	NON EXPEND TRUST	(Memo Only)
OPERATING REVENUES:				
LOCAL REVENUES (SPECIFY):				
	0.00	0.00	12.71	12.71
	0.00	0.00	0.00	0.00
	0.00	0.00	0.00	0.00
	0.00	0.00	0.00	0.00
	0.00	0.00	0.00	0.00
TOTAL OPERATING REVENUES	0.00	0.00	12.71	12.71
OPERATING EXPENSES:				
PERSONAL SERVICES	0.00	0.00	0.00	0.00
EMPLOYEE BENEFITS	0.00	0.00	0.00	0.00
PURCHASED SERVICES	0.00	0.00	0.00	0.00
MATERIALS & SUPPLIES	0.00	0.00	0.00	0.00
CAPITAL OUTLAY	0.00	0.00	0.00	0.00
OTHER OBJECTS	0.00	0.00	0.00	0.00
TOTAL OPERATING EXPENSES	0.00	0.00	0.00	0.00
OPERATING INCOME (LOSS)	0.00	0.00	12.71	12.71
NON-OPERATING REVENUES:				
STATE REVENUES (ATTACH SCHEDULE)	0.00	0.00	0.00	0.00
FEDERAL REVENUES (ATTACH SCHEDULE)	0.00	0.00	0.00	0.00
OTHER REVENUES (ATTACH SCHEDULE)	0.00	0.00	0.00	0.00
TOTAL NON-OPERATING REVENUES	0.00	0.00	0.00	0.00
INCOME(LOSS) BEFORE OPERATING TRANSFER	0.00	0.00	12.71	12.71
OPERATING TRANSFERS IN	0.00	0.00	0.00	0.00
OPERATING TRANSFERS OUT	0.00	0.00	717.74	717.74
NET INCOME	0.00	0.00	(705.03)	(705.03)
RETAINED EARNINGS/FUND BALANCE - OCT 1	0.00	0.00	11,405.03	11,405.03
RETAINED EARNINGS/FUND BALANCE - SEP 30	0.00	0.00	10,700.00	10,700.00